



2011-2012 GMT Reports for District (or Undistricted) **District 19 F IDAHO**

GMT: **DANA M BIGGS**

Location: **IDAHO**

GMT CA: **1**

CLUBS

Club Results
2011-2012

Clubs
2010-2011

Month	New Club Goal	Actual New Clubs	Actual Dropped Clubs	Gain/Loss of Clubs	Gain/Loss of Clubs
Jul/Aug/Sep		0	0	0	0
Totals		0	0	0	0

Club Results 2011-2012

Goal, New, Dropped, Gain/Loss



Legend: Goal (Cyan), Actual (Green), Dropped (Yellow), Gain Loss (Magenta)

Comparison of Club Gain/Loss

Current Year Compared to the Previous Year



Legend: Current Year (Cyan), Previous Year (Green)

YTD Status Quo Clubs 2011-2012

Status Quo Clubs Compared to Status Quo Members



Legend: Status Quo Clubs (Cyan), Total Status Quo Members (Green)

MEMBERSHIP

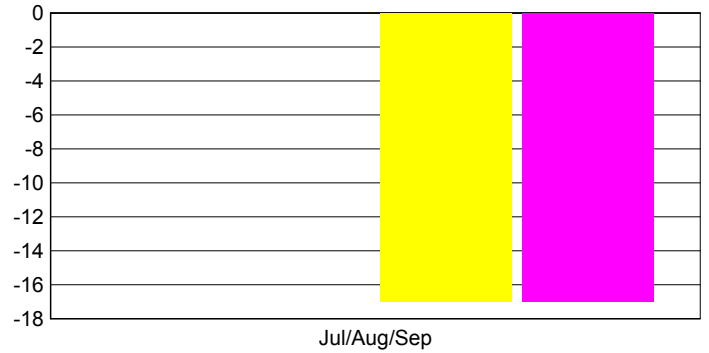
Membership Results
2011-2012

Membership
2010-2011

Month	Net Memb Goal	Actual New Memb	Actual Dropped Memb	Gain/Loss of Memb	Gain/Loss of Memb
Jul/Aug/Sep		0	-17	-17	-1
Totals		0	-17	-17	-1

Membership Results 2011-2012

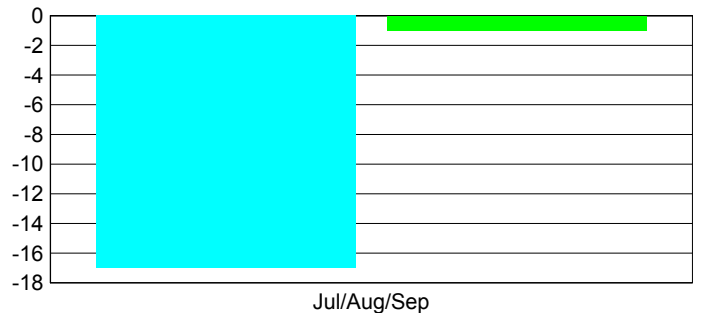
Goal, New, Dropped, Gain/Loss



Legend: Goal (Cyan), Actual (Green), Dropped (Yellow), Gain Loss (Magenta)

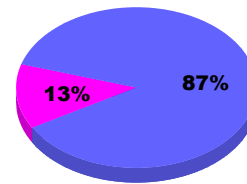
Comparison of Membership Gain/Loss

Current Year Compared to the Previous Year



Legend: Current Year (Cyan), Previous Year (Green)

Gender Comparison 2011-2012



Jul/Aug/Sep

Legend: Male (Blue), Female (Magenta)



2011-2012 GMT Reports for District (or Undistricted) **District 19 F WASHINGTON**

GMT: **DANA M BIGGS**

Location: **WASHINGTON**

GMT CA: **1**

CLUBS

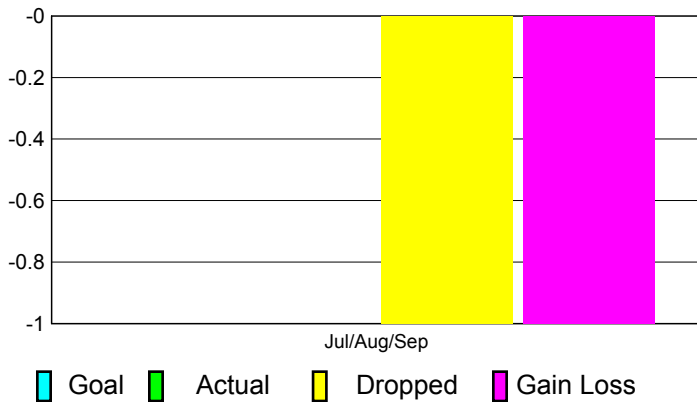
**Club Results
2011-2012**

**Clubs
2010-2011**

Month	New Club Goal	Actual New Clubs	Actual Dropped Clubs	Gain/Loss of Clubs	Gain/Loss of Clubs
Jul/Aug/Sep		0	-1	-1	0
Totals		0	-1	-1	0

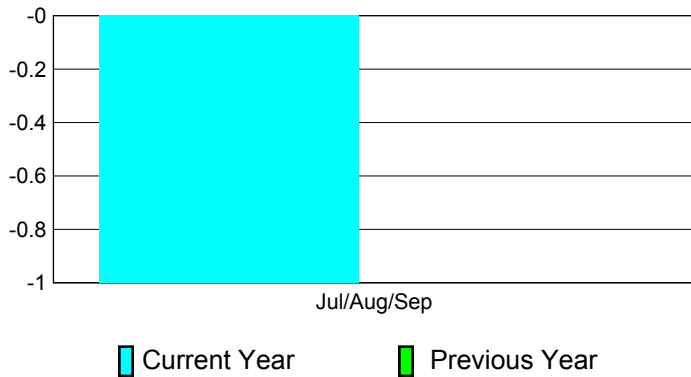
Club Results 2011-2012

Goal, New, Dropped, Gain/Loss




Comparison of Club Gain/Loss

Current Year Compared to the Previous Year



YTD Status Quo Clubs 2011-2012

Status Quo Clubs Compared to Status Quo Members



MEMBERSHIP

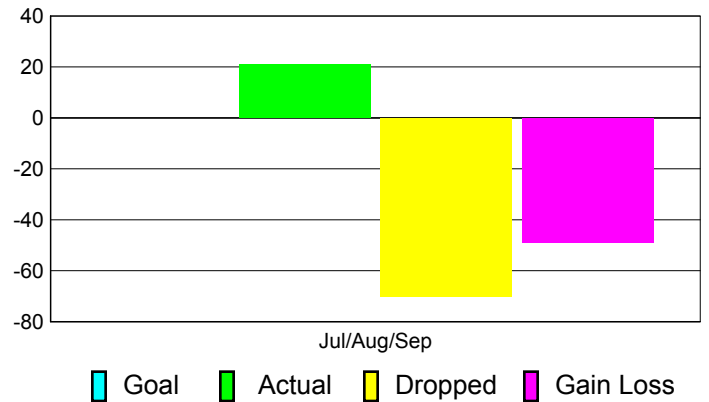
**Membership Results
2011-2012**

**Membership
2010-2011**

Month	Net Memb Goal	Actual New Memb	Actual Dropped Memb	Gain/Loss of Memb	Gain/Loss of Memb
Jul/Aug/Sep		21	-70	-49	6
Totals		21	-70	-49	6

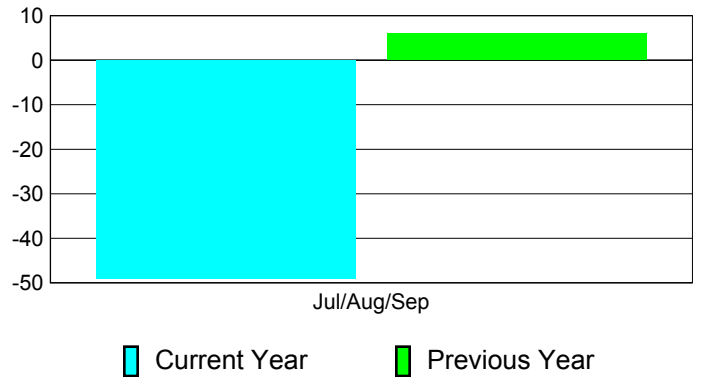
Membership Results 2011-2012

Goal, New, Dropped, Gain/Loss

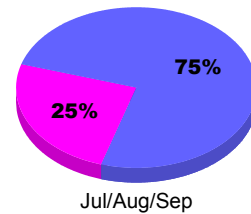


Comparison of Membership Gain/Loss

Current Year Compared to the Previous Year



Gender Comparison 2011-2012



Jul/Aug/Sep

Male Female